



## STEPS FOR LOGIN TO CisoftEducare MOBILE APP

### For New Users

Download & Install the CisoftEducare app from Playstore/Appstore in your device.

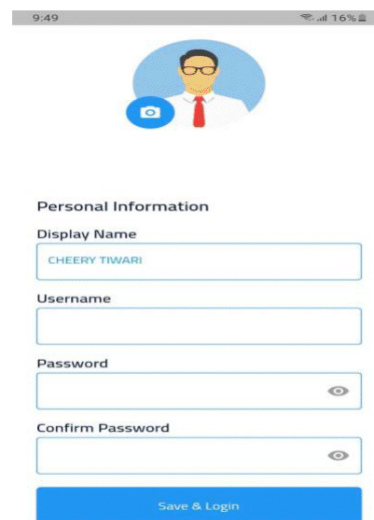
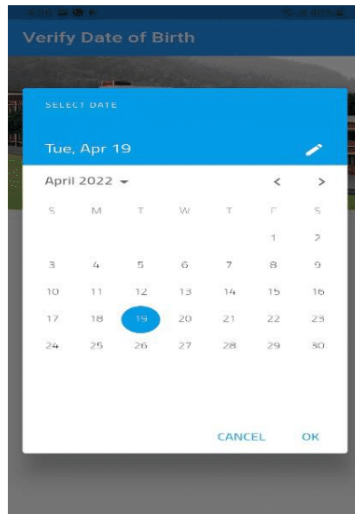
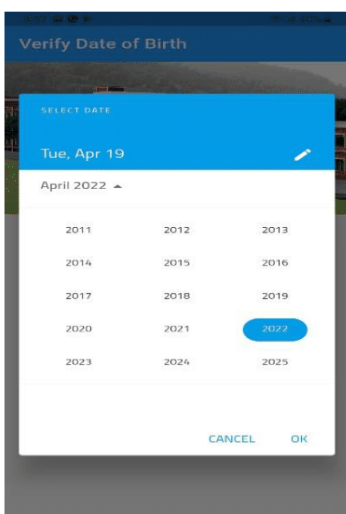
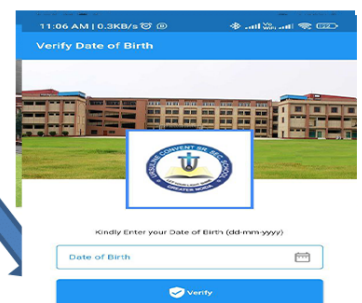
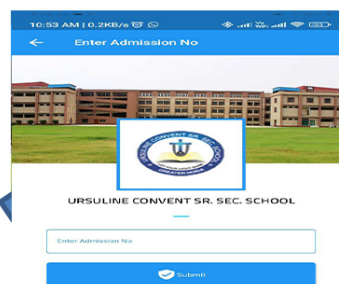
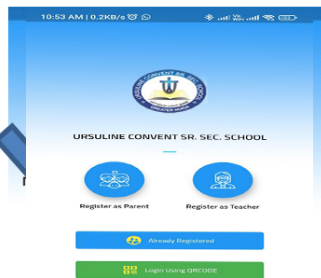
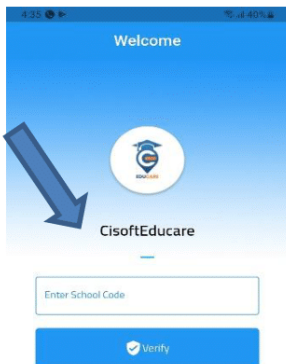
Step 1. Open the app and Enter the School Code – **UCSSS**

Step 2. Click on "**Register as Parent**" option

Step 3. Enter the **Admission no.**

Step 4. Enter the **Date of Birth** of the child as verification.

Step 5. Then Login and Make **Username and Password**.



Create Username & Password Here Then Save & Login